

# NetController 6022 – District Heat (HS1+HS2+WW)


## NC6022



## NC6022

NetController is design to handle control and supervisory function for a district heating plant and continues transfer measured values to a central SQL database accessible by the Internet

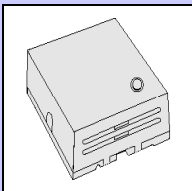
## NT5080R



## Control functions

On/Off heating water pump by time Schedule according to week day, holiday and summer. Heating water temperature control adjusted by outside air temperature and reference room temperature. Warm water temperature control to constant (55 °C)

## NT5082



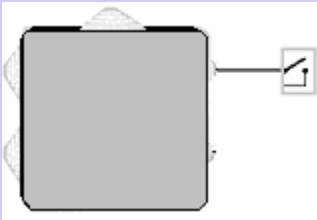
## Measurement

Supply and return water temperature, district heating. Supply and return water temperature, heating water. Supply and return water temperature, warm water. Heating load end energy. Cold water flow

## Alarm transfer by E-mail

High difference between measured vale and set point value  
High energy consumption degree day

## NT5084 / NT5088



## Included NetTerminal

NT5080C a 433 MHz transceiver connected to the 1-wire port.

NT5080R a 433 MHz local controller holding 2 temperature sensors, a 0-10V and a Increase / Decrease (24V, AC) control signal NC is transmitting the actual set point value.

NT5082 a battery supplied temperature sensor based on the DS18B20 1-wire sensor from Dallas Semiconductor holding 1/16 °C resolution.

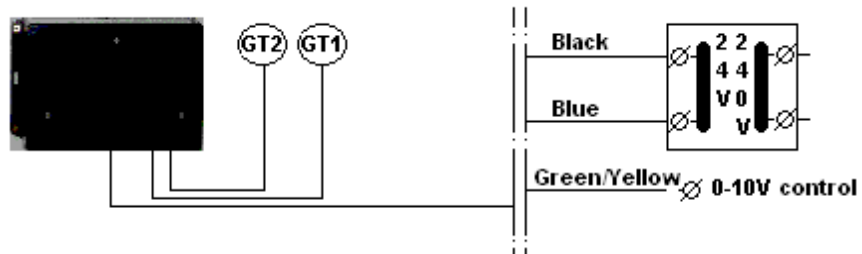
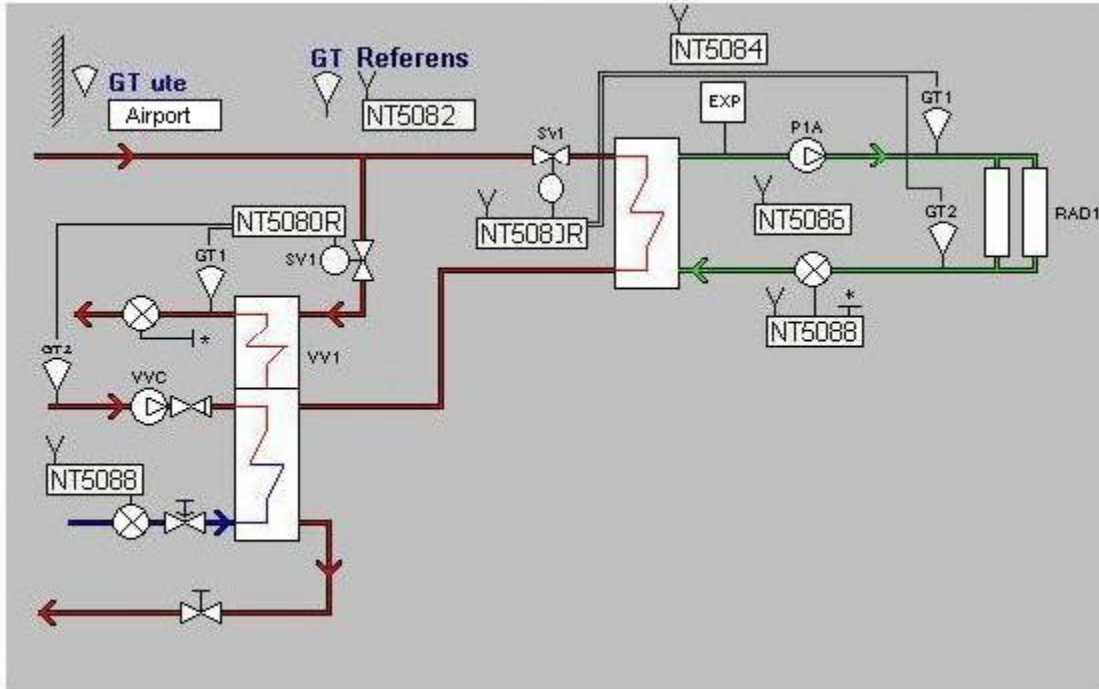
## NT5086



NT5084 a battery supplied alarm sensor (0-10V).

NT5086 a receiver for On/Off control of a 230 V, AC control circuit for ex. a pump or an AHU. NT5086 is powered by the control circuit and is controlled by the NT5080C. (433 MHz)

NT5088 a battery supplied pulse counter for measurement of two potential free signals, max 2 kHz).



NT5080R is to be installed nearby existing motor valve, radiators and connected to its 24V supply  
 Temperature sensor GT1 (supply) and GT2 (return) shall by strap on be installed on the pipe  
 surface and isolated to prevent misreading by heat loss.  
 NT5080R will control the supply water temperature by the 0-10V control signal and get its Set  
 Point value by radio from NetController